

Credit:

UTokyo Online Education, GFK Series 2016 TSUBOI, Takashi

License:

You may use this material in a page unit for educational purposes. Except where otherwise noted, this material is licensed under a Creative Commons Attribution-NonCommercial-NoDerivatives license in a page unit.

<http://creativecommons.org/licenses/by-nc-nd/4.0/>

These lecture materials contain images, etc. which the University of Tokyo has obtained permission for use from third parties and images, etc. provided under each license. These images, etc. may not be used separately from the lecture materials. When using separate images, etc., please comply with the terms of use of each right holder.



# 学術 俯瞰 講義

## 主題科目／学術フロンティア講義 2単位 1、2年生対象 図形から広がる数理科学

コーディネータ:坪井俊(理学部)

ナビゲータ:金井雅彦(理学部)



坪井俊



金井雅彦



館知宏



齋藤宣一



五十嵐健夫



河野俊丈

### 多面体をめぐって

金井雅彦(理学部)

- 第1回 4/7 オイラーの公式と正多面体
- 第2回 4/14 コーシーの剛性定理と変形する多面体
- 第3回 4/21 多面体に関わる未解決問題

### 折紙の数理と計算

館知宏(数理学部)

- 第4回 4/28 計算折紙とカタチ
- 第5回 5/12 折紙のメカニズム

### 周期性と対称性

坪井俊(理学部)

- 第6回 5/19 対称性を見つける・周期性を見つける
- 第7回 5/26 回転と平行移動で空間を理解する
- 第8回 6/9 空間を埋め尽くす多面体

### シミュレーションと多角形・多面体

齋藤宣一(理学部)

- 第9回 6/16 シミュレーションと多角形・多面体

### 対話的形狀モデリング

五十嵐健夫(理学部)

- 第10回 6/23 対話的形狀モデリング

### 4次元多面体から空間のかたちをみる

河野俊丈(理学部)

- 第11回 6/30 4次元の図形を見よう
- 第12回 7/7 空間が曲がっているとはどういうことか
- 第13回 7/14 宇宙のトポロジー

駒場キャンパス 21 KOMCEE 木曜日 5時限 (4/5/2019 25)

<http://www.gfk.c.u-tokyo.ac.jp/>

東大ナビ  
U-Tokyo NAVI

金キャンパスから  
授業、講義、ゼミなど  
の情報をいち早く  
お知らせします。

無料メールマガジン「東大ナビ」  
登録受付中!

mailmag@u-tokyo.ac.jp  
登録メールアドレスを  
入力してください。

今日ナビ.jp




Global Forcus on Knowledge  
Mathematical Science Developing from Figures  
Periodicity and Symmetry  
Understanding the space by rotations and translations

May 26, 2016  
Graduate School of Mathematical Sciences  
Takashi Tsuboi



東京大学大学院数理科学研究科

Graduate School of Mathematical Sciences, THE UNIVERSITY OF TOKYO



東京大学

THE UNIVERSITY OF TOKYO

**We studied the figures on the real line with periodicity and symmetry.**

Let a group  $G$  act on the real line  $R$  so that the orbit space  $R/G$  is 1-dimensional and compact. Then there are the following two cases.

- $G$  is a group generated by a translation  $T$  and is isomorphic to  $C_\infty \cong Z$ .

$$\cdots \longrightarrow \cdot \longrightarrow \cdot \longrightarrow \cdot \longrightarrow \cdot \longrightarrow \cdot \longrightarrow \cdots$$

The orbit space  $R/C_\infty$  is homeomorphic to a circle.

- $G$  is a group generated by two reflections  $r_0$  and  $r_1$  and is isomorphic to  $C_2 * C_2 \cong Z \rtimes Z_2$ .

$$\cdots \longrightarrow \cdot \longleftarrow \cdot \longrightarrow \cdot \longleftarrow \cdot \longrightarrow \cdot \longleftarrow \cdots$$

The orbit space  $R/(C_2 * C_2)$  is homeomorphic to a closed interval.



東京大学大学院数理科学研究科

Graduate School of Mathematical Sciences, THE UNIVERSITY OF TOKYO

UTokyo Online Education, GFK Series 2016 TSUBOI, Takashi



東京大学

THE UNIVERSITY OF TOKYO

CC BY-NC-ND



# 1. How are two dimensional figures with periodicity and symmetry ?

Image removed due to copyright restrictions.

Maurits Cornelis Escher (Devil)

Image removed due to copyright restrictions.

Maurits Cornelis Escher (Butterflies)

Image removed due to copyright restrictions.

Maurits Cornelis Escher (Horseman)



東京大学大学院数理科学研究科

Graduate School of Mathematical Sciences, THE UNIVERSITY OF TOKYO

UTokyo Online Education, GFK Series 2016 TSUBOI, Takashi



東京大学

THE UNIVERSITY OF TOKYO

[CC BY-NC-ND](#)

# 1. How are two dimensional figures with periodicity and symmetry ?

Image removed due to copyright restrictions.

Maurits Cornelis Escher  
(Starfish and Clams)

Image removed due to copyright restrictions.

Maurits Cornelis Escher  
(Fish and Devil)

Image removed due to copyright restrictions.

Maurits Cornelis Escher  
(Crab)



東京大学大学院数理科学研究科

Graduate School of Mathematical Sciences, THE UNIVERSITY OF TOKYO

UTokyo Online Education, GFK Series 2016 TSUBOI, Takashi



東京大学

THE UNIVERSITY OF TOKYO

[CC BY-NC-ND](#)



# 1. How are two dimensional figures with periodicity and symmetry ?

Image removed due to copyright restrictions.

Maurits Cornelis Escher  
(Fish)

Image removed due to copyright restrictions.

Maurits Cornelis Escher  
(Fish-Watercolor)

Image removed due to copyright restrictions.

Maurits Cornelis Escher  
(Birds)



東京大学大学院数理科学研究科

Graduate School of Mathematical Sciences, THE UNIVERSITY OF TOKYO

UTokyo Online Education, GFK Series 2016 TSUBOI, Takashi



東京大学

THE UNIVERSITY OF TOKYO

[CC BY-NC-ND](#)

Let us understand the designs by Esher (1896-1972) as repetitions of designs on a smallest polygons (as simple as possible).

Please find the smallest unit of the designs distributed by using rulers.

First find a parallelogram which represents the periodicity and examine it whether it can be divided into smaller pieces.



東京大学大学院数理科学研究科

Graduate School of Mathematical Sciences, THE UNIVERSITY OF TOKYO

UTokyo Online Education, GFK Series 2016 TSUBOI, Takashi



東京大学

THE UNIVERSITY OF TOKYO

[CC BY-NC-ND](#)



**Let us not distinguish the colors of butterflies.**

Image removed due to copyright restrictions.

Maurits Cornelis Escher (Devil)

Image removed due to copyright restrictions.

Maurits Cornelis Escher (Butterflies)



**東京大学大学院数理科学研究科**

Graduate School of Mathematical Sciences, THE UNIVERSITY OF TOKYO

UTokyo Online Education, GFK Series 2016 TSUBOI, Takashi



**東京大学**

THE UNIVERSITY OF TOKYO

[CC BY-NC-ND](#)

## Let us not distinguish colors

Image removed due to copyright restrictions.

Maurits Cornelis Escher (Horseman)

Image removed due to copyright restrictions.

Maurits Cornelis Escher  
(Starfish and Clams)



東京大学大学院数理科学研究科

Graduate School of Mathematical Sciences, THE UNIVERSITY OF TOKYO

UTokyo Online Education, GFK Series 2016 TSUBOI, Takashi



東京大学

THE UNIVERSITY OF TOKYO

[CC BY-NC-ND](#)



# Let us not distinguish colors of crabs

Image removed due to copyright restrictions.

Maurits Cornelis Escher  
(Fish and Devil)

Image removed due to copyright restrictions.

Maurits Cornelis Escher  
(Crab)



東京大学大学院数理科学研究科

Graduate School of Mathematical Sciences, THE UNIVERSITY OF TOKYO

UTokyo Online Education, GFK Series 2016 TSUBOI, Takashi



東京大学

THE UNIVERSITY OF TOKYO

[CC BY-NC-ND](#)

## Let us not distinguish colors of fish

Image removed due to copyright restrictions.

Maurits Cornelis Escher  
(Fish)

Image removed due to copyright restrictions.

Maurits Cornelis Escher  
(Fish-Watercolor)



東京大学大学院数理科学研究科

Graduate School of Mathematical Sciences, THE UNIVERSITY OF TOKYO

UTokyo Online Education, GFK Series 2016 TSUBOI, Takashi



東京大学

THE UNIVERSITY OF TOKYO

CC BY-NC-ND



Image removed due to copyright restrictions.

Maurits Cornelis Escher  
(Birds)



東京大学大学院数理科学研究科

Graduate School of Mathematical Sciences, THE UNIVERSITY OF TOKYO

UTokyo Online Education, GFK Series 2016 TSUBOI, Takashi

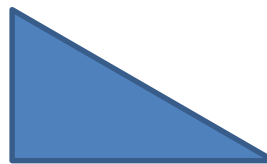
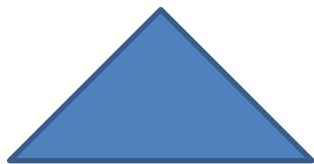


東京大学

THE UNIVERSITY OF TOKYO

[CC BY-NC-ND](#)

**When we look for the unit pattern of the figures with periodicity and symmetry, we often find “stoicheia”.**



**It is easy to see that we obtain figures with periodicity and symmetry from copies of “stoicheia” by attaching along their edges.**

**It is only a sufficient condition, and this does not explain the necessity of the appearance of “stoicheia”.**



**東京大学大学院数理科学研究科**

Graduate School of Mathematical Sciences, THE UNIVERSITY OF TOKYO

UTokyo Online Education, GFK Series 2016 TSUBOI, Takashi



**東京大学**

THE UNIVERSITY OF TOKYO

[CC BY-NC-ND](#)

# Definition of the periodicity and lattices

**Definition of the figures with periodicity.** A figure on the plane with periodicity is a figure such that its isometry group (congruence group) contains two independent translations.

**Problem.** Classify the isometry groups (congruence groups) of the figures on the plane with periodicity and symmetry.

It is known that there are **17 types** of the groups of isometry of such figures.



東京大学大学院数理科学研究科

Graduate School of Mathematical Sciences, THE UNIVERSITY OF TOKYO

UTokyo Online Education, GFK Series 2016 TSUBOI, Takashi



東京大学


THE UNIVERSITY OF TOKYO

CC BY-NC-ND



## 2. Lattices

For two linearly independent vectors  $\vec{a}$  and  $\vec{b}$ , the set  $L = \{m\vec{a} + n\vec{b} \mid m, n \in \mathbb{Z}\}$  of the sums of their integer multiples is called a lattice on the plane.



東京大学大学院数理科学研究科

Graduate School of Mathematical Sciences, THE UNIVERSITY OF TOKYO

UTokyo Online Education, GFK Series 2016 TSUBOI, Takashi





東京大学

THE UNIVERSITY OF TOKYO

CC BY-NC-ND

The paralleloid with vertices  $\vec{0}$ ,  $\vec{a}$ ,  $\vec{b}$ ,  $\vec{a} + \vec{b}$  is determined up to similarity transformations by the ratio  $\frac{\|\vec{a}\|}{\|\vec{b}\|}$  of the norms of the two vectors and the angle formed by the vectors. When the ratio is replaced by the inverse (reciprocal) number or the angle  $\theta$  is replaced by the supplementary angle  $\pi - \theta$ , the paralleloids are similar.



The lattice is formed by the vertices when the plane is tiled by paralleloids. Then different paralleloids determine the same lattice.



東京大学大学院数理科学研究科

Graduate School of Mathematical Sciences, THE UNIVERSITY OF TOKYO

UTokyo Online Education, GFK Series 2016 TSUBOI, Takashi




東京大学

THE UNIVERSITY OF TOKYO

CC BY-NC-ND

## 2. Lattices

For two linearly independent vectors  $\vec{a}$  and  $\vec{b}$ , the set  $L = \{m\vec{a} + n\vec{b} \mid m, n \in \mathbb{Z}\}$  of the sums of their integer multiples is called a lattice on the plane.



東京大学大学院数理科学研究科

Graduate School of Mathematical Sciences, THE UNIVERSITY OF TOKYO

UTokyo Online Education, GFK Series 2016 TSUBOI, Takashi





東京大学

THE UNIVERSITY OF TOKYO

CC BY-NC-ND



The paralleloid with vertices  $\vec{0}$ ,  $\vec{a}$ ,  $\vec{b}$ ,  $\vec{a} + \vec{b}$  is determined up to similarity transformations by the ratio  $\frac{\|\vec{a}\|}{\|\vec{b}\|}$  of the norms of the two vectors and the angle formed by the vectors. When the ratio is replaced by the inverse (reciprocal) number or the angle  $\theta$  is replaced by the supplementary angle  $\pi - \theta$ , the paralleloids are similar.



The lattice is formed by the vertices when the plane is tiled by paralleloids. Then different paralleloids determine the same lattice.



東京大学大学院数理科学研究科

Graduate School of Mathematical Sciences, THE UNIVERSITY OF TOKYO

UTokyo Online Education, GFK Series 2016 TSUBOI, Takashi



東京大学

THE UNIVERSITY OF TOKYO

CC BY-NC-ND

If the pair of the vectors  $\vec{a}$  and  $\vec{b}$  and the pair of the vectors  $\vec{a}'$  and  $\vec{b}'$  determine the same lattice,

then there exist integers

$$\vec{a}' = s\vec{a} + t\vec{b},$$


$$\vec{b}' = u\vec{a} + v\vec{b}.$$

There also exist integers

$s'$ ,  $t'$ ,  $u'$  and  $v'$  such that

$$\vec{a} = s'\vec{a}' + t'\vec{b}',$$

$$\vec{b} = u'\vec{a}' + v'\vec{b}'.$$



東京大学大学院数理科学研究科

Graduate School of Mathematical Sciences, THE UNIVERSITY OF TOKYO

UTokyo Online Education, GFK Series 2016 TSUBOI, Takashi



東京大学

THE UNIVERSITY OF TOKYO

CC BY-NC-ND

Then

$$\begin{aligned}\vec{a} &= s'(\vec{s}\vec{a} + \vec{t}\vec{b}) + t'(\vec{u}\vec{a} + \vec{v}\vec{b}) = (s's + t'u)\vec{a} + (s't + t'v)\vec{b}, \\ \vec{b} &= u'(\vec{s}\vec{a} + \vec{t}\vec{b}) + v'(\vec{u}\vec{a} + \vec{v}\vec{b}) = (u's + v'u)\vec{a} + (u't + v'v)\vec{b}.\end{aligned}$$

Therefore

$$\begin{pmatrix} s' & t' \\ u' & v' \end{pmatrix} \begin{pmatrix} s & t \\ u & v \end{pmatrix} = \begin{pmatrix} 1 & 0 \\ 0 & 1 \end{pmatrix}.$$

Since the matrices are integer matrices, their determinants are integers. By taking the determinants of the both sides of the equality, the determinants of these matrices are  $\pm 1$ .



東京大学大学院数理科学研究科

Graduate School of Mathematical Sciences, THE UNIVERSITY OF TOKYO

UTokyo Online Education, GFK Series 2016 TSUBOI, Takashi



東京大学

THE UNIVERSITY OF TOKYO

CC BY-NC-ND



As a conclusion, for an integer matrix  $\begin{pmatrix} s & t \\ u & v \end{pmatrix}$  of determinant  $\pm 1$ , the pairs  $\{\vec{a}, \vec{b}\}$  and  $\{s\vec{a} + t\vec{b}, u\vec{a} + v\vec{b}\}$  determine the same lattice  $L$ .

It is an important fact and we will use it later, however, it does not give us a good geometric idea.

Thus it is nice to consider a figure determined naturally by the lattice  $L$ . In fact, there is determined the Dirichlet domain or the Voronoi domain of the lattice.



東京大学大学院数理科学研究科

Graduate School of Mathematical Sciences, THE UNIVERSITY OF TOKYO

UTokyo Online Education, GFK Series 2016 TSUBOI, Takashi



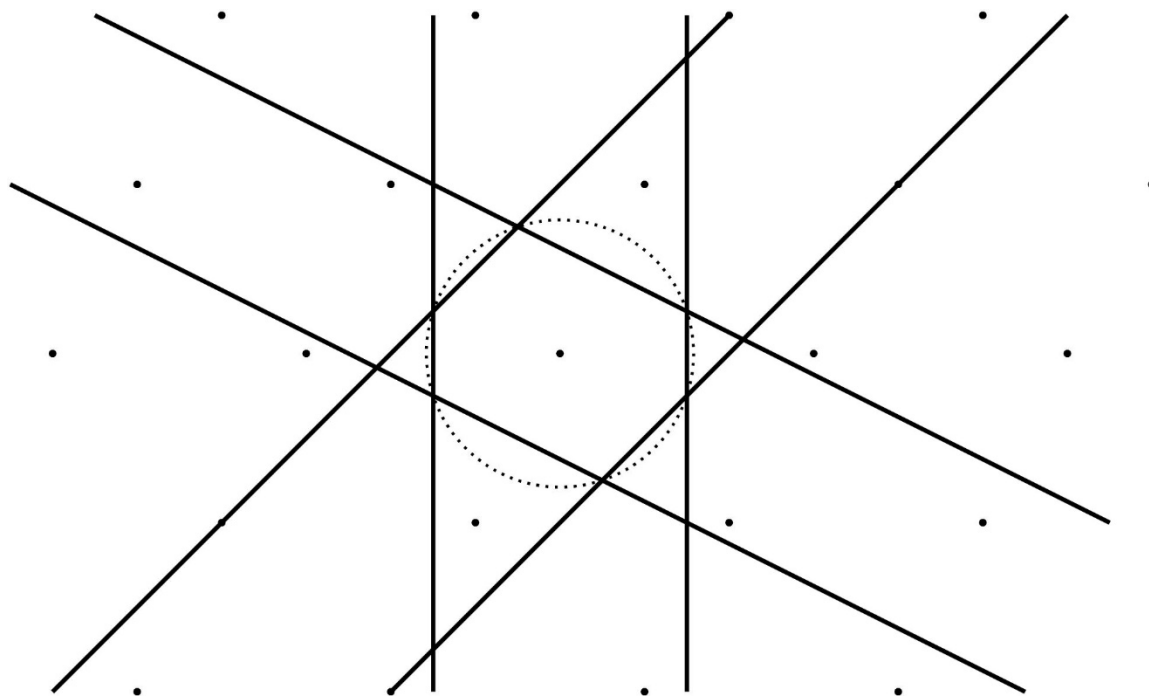
東京大学

THE UNIVERSITY OF TOKYO

CC BY-NC-ND

The figure  $K$  in question is the set of such points in the plane that the origin is nearest among the lattice points.

$$K = \{x \in \mathbb{R}^2 \mid \forall \ell \in L, \|x\| \leq \|x - \ell\|\}.$$



東京大学大学院数理科学研究科

Graduate School of Mathematical Sciences, THE UNIVERSITY OF TOKYO

UTokyo Online Education, GFK Series 2016 TSUBOI, Takashi



東京大学

THE UNIVERSITY OF TOKYO

CC BY-NC-ND

$K$  is either a rectangle or a hexagon symmetric with respect to the center with parallel opposite sides which inscribes a circle.

A special case among hexagons is the regular hexagon. A rectangle can be seen as the limit as the length of a pair of sides tends to 0.

- Let  $\vec{p}$  be the point nearest to  $\vec{0}$  among the points of the lattice  $L$  other than  $\vec{0}$ .
- Let  $\vec{q}$  be the point nearest to  $\vec{0}$  among the points of the lattice  $L$  other than integer multiples of  $\vec{p}$ .
- When  $\vec{p}$  and  $\vec{q}$  are orthogonal, the perpendicular bisector of the segment joining  $\vec{0}$  and  $\pm\vec{p}$  and that of the segment joining  $\vec{0}$  and  $\pm\vec{q}$  encloses a rectangle, which is the Dirichlet domain.



東京大学大学院数理科学研究科

Graduate School of Mathematical Sciences, THE UNIVERSITY OF TOKYO

UTokyo Online Education, GFK Series 2016 TSUBOI, Takashi



東京大学

THE UNIVERSITY OF TOKYO

CC BY-NC-ND

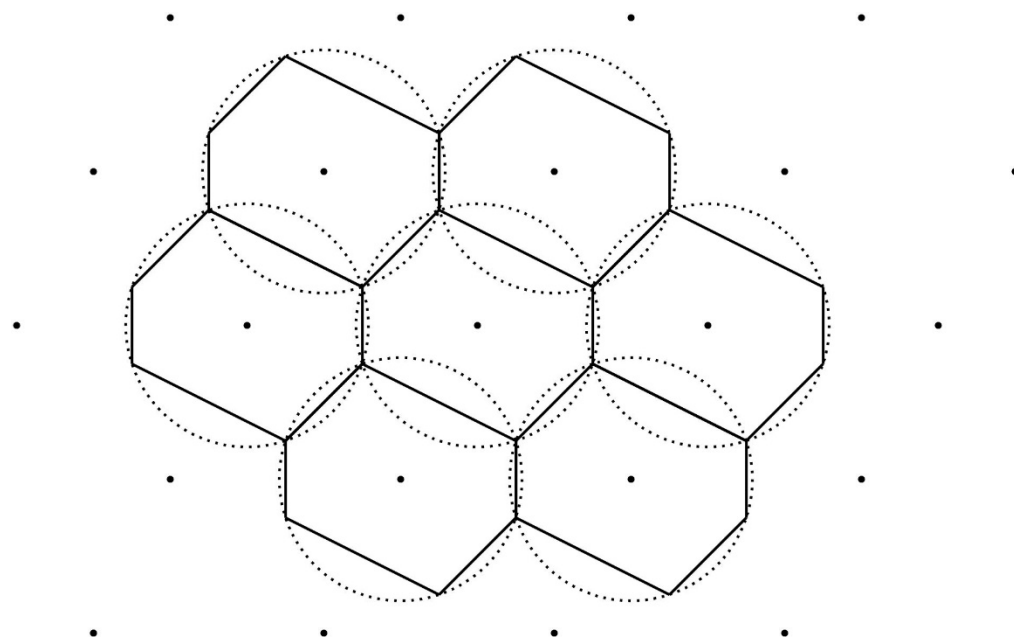


- When  $\vec{p}$  and  $\vec{q}$  are not orthogonal, a vector  $\vec{r}$  of the form  $\vec{q} \pm \vec{p}$  is the second nearest vector to the origin  $\vec{0}$  after  $\pm\vec{q}$  among the lattice points  $L$  other than integer multiples of  $\vec{p}$ .
- Then the perpendicular bisector of the segment joining  $\vec{0}$  and  $\pm\vec{p}$ , that of the segment joining  $\vec{0}$  and  $\pm\vec{q}$ , and that of the segment joining  $\vec{0}$  and  $\pm\vec{r}$  determine a hexagon symmetric with respect to the origin.
- This is the Dirichlet domain of the origin  $\vec{0}$ . By choosing appropriate signs, the vertices of the hexagon are the circumcenters of the triangles with vertices  $\vec{0}$ ,  $\pm\vec{p}$  and  $\pm\vec{q}$ , and hence the hexagon inscribes a circle.





We can cover the plane periodically using  $K$  as a tile.



東京大学大学院数理科学研究科

Graduate School of Mathematical Sciences, THE UNIVERSITY OF TOKYO

UTokyo Online Education, GFK Series 2016 TSUBOI, Takashi



東京大学

THE UNIVERSITY OF TOKYO

CC BY-NC-ND

- By translation by an element of the lattice  $L = \{m\vec{a} + n\vec{b} \mid m, n \in \mathbb{Z}\}$ , the Dirichelet domain of the origin is mapped onto the Dirichelet domain of another lattice point.
- The group  $L$  generated by translations in two directions acts on the plane and the orbit space is obtained from  $K$  by pasting the opposite sides.
- The orbit space is the same as the space obtained from paralleloid by pasting the opposite sides and it is homeomorphic to a torus.



東京大学大学院数理科学研究科

Graduate School of Mathematical Sciences, THE UNIVERSITY OF TOKYO

UTokyo Online Education, GFK Series 2016 TSUBOI, Takashi



東京大学

THE UNIVERSITY OF TOKYO

CC BY-NC-ND

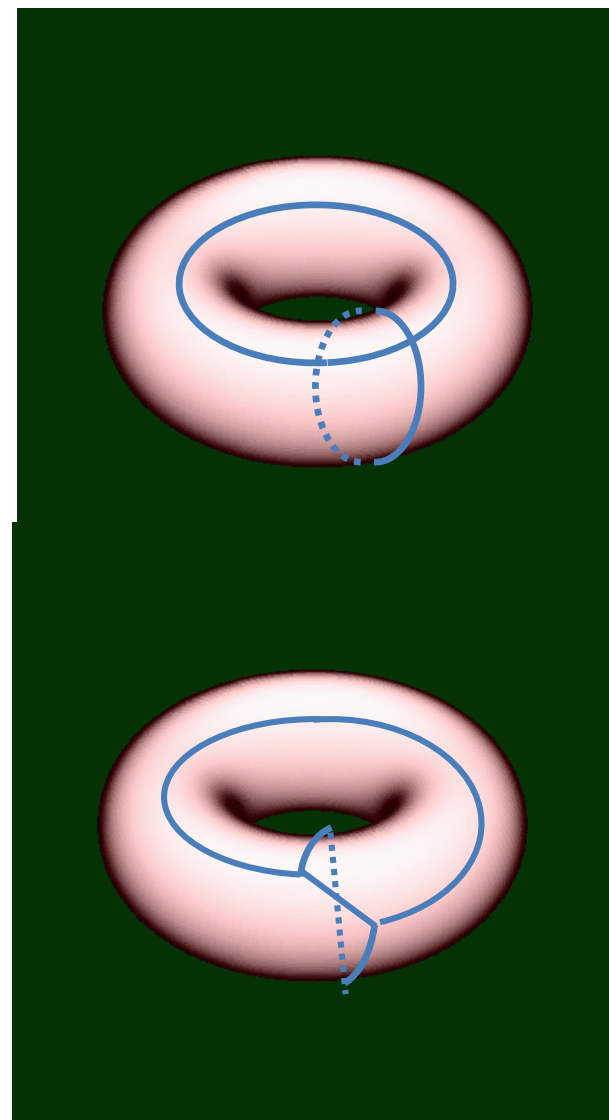


We see that the Euler number of the torus is 0 by dividing it into polygons.

The Euler number of a compact surface is defined to be

$$v - e + f,$$

where  $v$ ,  $e$  and  $f$  are numbers of vertices, of edges and of faces, respectively, of its cell subdivision.



東京大学大学院数理科学研究科

Graduate School of Mathematical Sciences, THE UNIVERSITY OF TOKYO

UTokyo Online Education, GFK Series 2016 TSUBOI, Takashi



東京大学

THE UNIVERSITY OF TOKYO

CC BY-NC-ND



### 3. Lattices with symmetry

The lattice  $L$  is symmetric with respect to the origin as well as to the mid points of two lattice points, however, only several special lattices have symmetry with respect to a line or rotational symmetry.

If the lattice  $L$  is mapped to itself by a move  $\vec{x} \mapsto A\vec{x} + \vec{c}$ , then  $\vec{0} \mapsto A\vec{0} + \vec{c} = \vec{c} \in L$ . Here,  $A$  is an orthogonal matrix.

Since the translation by  $\pm\vec{c}$  maps the lattice  $L$  to itself,  $\vec{x} \mapsto A\vec{x}$  maps the lattice  $L$  to itself.



東京大学大学院数理科学研究科

Graduate School of Mathematical Sciences, THE UNIVERSITY OF TOKYO

UTokyo Online Education, GFK Series 2016 TSUBOI, Takashi



東京大学

THE UNIVERSITY OF TOKYO

CC BY-NC-ND



Then the vectors  $\vec{a}$  and  $\vec{b}$  generating the lattice are mapped to  $A\vec{a} = s\vec{a} + t\vec{a}$  and  $A\vec{b} = u\vec{a} + v\vec{a}$ , respectively.

Since this can be written as  $A \begin{pmatrix} \vec{a} & \vec{b} \end{pmatrix} = \begin{pmatrix} \vec{a} & \vec{b} \end{pmatrix} \begin{pmatrix} s & u \\ t & v \end{pmatrix}$ ,  
for  $P = \begin{pmatrix} \vec{a} & \vec{b} \end{pmatrix}$ ,

$$A = P \begin{pmatrix} s & u \\ t & v \end{pmatrix} P^{-1}.$$



In particular, the trace  $\text{Tr } A = \text{Tr} \begin{pmatrix} s & u \\ t & v \end{pmatrix} = s + v$  is an integer.

The trace of the orthogonal matrix  $A$  is 0 if  $A$  is a reflection and is  $2 \cos \theta$  if  $A$  is the rotation by the angle  $\theta$ . Since it is an integer, it takes one of the values  $-2, -1, 0, 1$  or  $2$ .

If  $A$  is a reflection, we can find points of  $L$  on the axis of the symmetry, and we see that the fundamental domain of lattice  $L$  is either a rectangle or a rhombus (a diamond).



Then the vectors  $\vec{a}$  and  $\vec{b}$  generating the lattice are mapped to  $A\vec{a} = s\vec{a} + t\vec{a}$  and  $A\vec{b} = u\vec{a} + v\vec{a}$ , respectively.

Since this can be written as  $A \begin{pmatrix} \vec{a} & \vec{b} \end{pmatrix} = \begin{pmatrix} \vec{a} & \vec{b} \end{pmatrix} \begin{pmatrix} s & u \\ t & v \end{pmatrix}$ ,  
for  $P = \begin{pmatrix} \vec{a} & \vec{b} \end{pmatrix}$ ,

$$A = P \begin{pmatrix} s & u \\ t & v \end{pmatrix} P^{-1}.$$





In particular, the trace  $\text{Tr } A = \text{Tr} \begin{pmatrix} s & u \\ t & v \end{pmatrix} = s + v$  is an integer.

The trace of the orthogonal matrix  $A$  is 0 if  $A$  is a reflection and is  $2 \cos \theta$  if  $A$  is the rotation by the angle  $\theta$ . Since it is an integer, it takes one of the values  $-2, -1, 0, 1$  or  $2$ .

If  $A$  is a reflection, we can find points of  $L$  on the axis of the symmetry, and we see that the fundamental domain of lattice  $L$  is either a rectangle or a rhombus (a diamond).





Thus, if  $A$  is a rotation by the angle  $\theta$ , then  $\theta$  is equal to one of the following angles:

$$\pi; \pm\frac{2}{3}\pi; \pm\frac{1}{2}\pi; \pm\frac{1}{3}\pi; 0.$$

This restriction on the angles of the rotational symmetries of lattices explains the frequent appearance of “stoicheia”.



東京大学大学院数理科学研究科

Graduate School of Mathematical Sciences, THE UNIVERSITY OF TOKYO

UTokyo Online Education, GFK Series 2016 TSUBOI, Takashi



東京大学

THE UNIVERSITY OF TOKYO

[CC BY-NC-ND](#)

## 4. Orbit spaces

Let  $F$  be a figure on the Euclidean plane  $R^2$ . Assume that the isometry group (congruence group)  $G = I(F)$  contains a lattice  $L$  generated by two translations by linearly independent vectors.

Definition. For a point  $x \in R^2$ , put

$$G_x = \{g \in G \mid g(x) = x\}.$$

$G_x$  is called the isotropy subgroup at  $x$ .



東京大学大学院数理科学研究科

Graduate School of Mathematical Sciences, THE UNIVERSITY OF TOKYO

UTokyo Online Education, GFK Series 2016 TSUBOI, Takashi



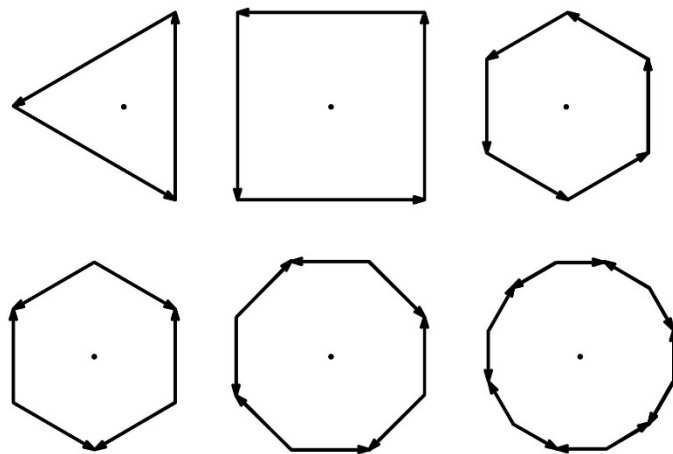
東京大学

THE UNIVERSITY OF TOKYO

CC BY-NC-ND

$G_x$  is a subgroup of the group  $O(2)$  consisting of  $2 \times 2$  orthogonal matrices. When  $G$  contains a lattice  $L$ , elements of  $G_x$  preserve the lattice  $L$  by the argument above. Thus  $G_x$  is isomorphic to one of the following groups:

- $\{\text{id}\}$  (the group consisting of only one element)
- $C_2$  (symmetry w.r.t. a point),  $C_3$ ,  $C_4$ ,  $C_6$
- $D_2$  (symmetry w.r.t. a line),  $D_4$ ,  $D_6$ ,  $D_8$ ,  $D_{12}$



東京大学大学院数理科学研究科

Graduate School of Mathematical Sciences, THE UNIVERSITY OF TOKYO

UTokyo Online Education, GFK Series 2016 TSUBOI, Takashi



東京大学

THE UNIVERSITY OF TOKYO

CC BY-NC-ND



Thus a neighborhood of a point  $[x]$  in the orbit space  $R^2/G$  is isometric (congruent) to one of the followings:

- The origin of the plane.
- The vertex of a cone of angle  $\pi, \frac{2\pi}{3}, \frac{\pi}{2}$  or  $\frac{\pi}{3}$ .
- The origin of the half space  $\{(x, y) \mid x \leq 0\}$ .
- The vertex of a sector of angle  $\frac{\pi}{2}, \frac{\pi}{3}, \frac{\pi}{4}$  or  $\frac{\pi}{6}$ .



東京大学大学院数理科学研究科

Graduate School of Mathematical Sciences, THE UNIVERSITY OF TOKYO

UTokyo Online Education, GFK Series 2016 TSUBOI, Takashi



東京大学

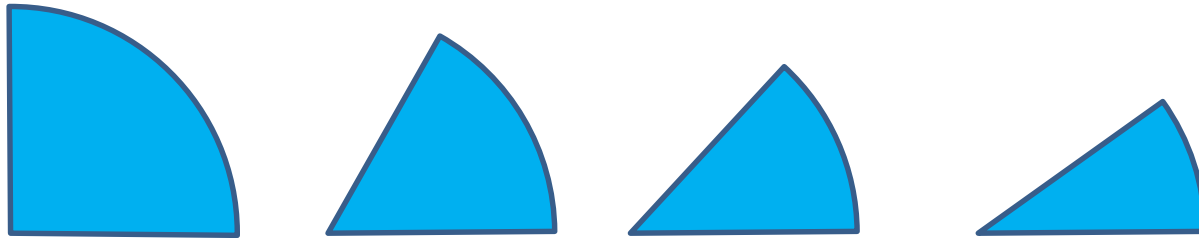
THE UNIVERSITY OF TOKYO

[CC BY-NC-ND](#)



## 5. Flat orbifolds of dimension 2

- The figure  $R^2/G$  is called a flat orbifold of dimension 2.
- A flat orbifold of dimension 2 is a space where a neighborhood of each point is one of the following forms: an open set in the plane; an open set in the half plane; a cone of angle  $\frac{2\pi}{n}$  for a positive integer  $n$ ; a sector of angle  $\frac{\pi}{n}$  an open set in the plane. (It is locally realized by origami.)



東京大学大学院数理科学研究科

Graduate School of Mathematical Sciences, THE UNIVERSITY OF TOKYO

UTokyo Online Education, GFK Series 2016 TSUBOI, Takashi



東京大学

THE UNIVERSITY OF TOKYO

CC BY-NC-ND

- For a flat orbifold of dimension 2 with boundary edges (and the vertices of sectors), we can construct its double by attaching two copies along the edges and the double is a flat orbifold of dimension 2 without boundary edges (but possibly with vertices of cones).
- First we classify flat orbifolds of dimension 2 without boundary edges (but possibly with vertices of cones).
- Then by finding an axis of symmetry and by taking the half, we can classify flat orbifold of dimension 2 with boundary edges.



東京大学大学院数理科学研究科

Graduate School of Mathematical Sciences, THE UNIVERSITY OF TOKYO

UTokyo Online Education, GFK Series 2016 TSUBOI, Takashi



東京大学

THE UNIVERSITY OF TOKYO

[CC BY-NC-ND](#)

- There are seven compact flat orbifolds of dimension 2 without boundary edges (but possibly with vertices of cones) . They are  $T^2$ ,  $K1$ ,  $RP^2(2, 2)$ ,  $S^2(2, 3, 6)$ ,  $S^2(2, 4, 4)$ ,  $S^2(3, 3, 3)$ ,  $S^2(2, 2, 2, 2)$ .
- Here  $T^2$ ,  $K1$ ,  $RP^2$ ,  $S^2$  are the torus, the Klein bottle, the projective plane and the sphere, respectively. The numbers  $(n_1, n_2)$ ,  $(n_1, n_2, n_3)$ ,  $(n_1, n_2, n_3, n_4)$  mean that the space has the vertices of cone of angle  $\frac{2\pi}{n_1}$ , ....
- The fact that there are only seven compact flat orbifolds of dimension 2 without boundary edges follows from that their orbifold Euler number is zero.



東京大学大学院数理科学研究科

Graduate School of Mathematical Sciences, THE UNIVERSITY OF TOKYO

UTokyo Online Education, GFK Series 2016 TSUBOI, Takashi

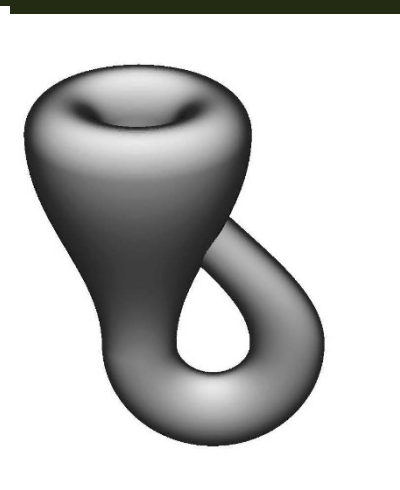

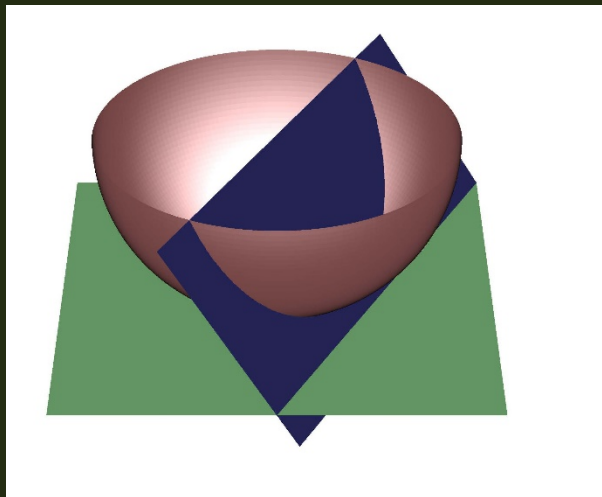


東京大学

THE UNIVERSITY OF TOKYO

CC BY-NC-ND





東京大学大学院数理科学研究科

Graduate School of Mathematical Sciences, THE UNIVERSITY OF TOKYO

UTokyo Online Education, GFK Series 2016 TSUBOI, Takashi



東京大学

THE UNIVERSITY OF TOKYO

[CC BY-NC-ND](#)

- Flat orbifolds of dimension 2 without boundary edges (but possibly with vertices of cones) are topologically a closed surface because a vertex of a cone also has a neighborhood homeomorphic to a disk.
- Closed surfaces are classified by orientability and the Euler number.
- The Euler number  $\chi(S)$  of a closed surface  $S$  is defined to be  
(the number of vertices) – (the number of edges)  
+ (the number of faces)  
after taking a triangulation of the surface.



東京大学大学院数理科学研究科

Graduate School of Mathematical Sciences, THE UNIVERSITY OF TOKYO

UTokyo Online Education, GFK Series 2016 TSUBOI, Takashi



東京大学

THE UNIVERSITY OF TOKYO

CC BY-NC-ND

- The Euler number of closed orientable surfaces takes values  $2, 0, -2, -4, \dots$ . The corresponding surfaces are the sphere  $S^2$ , the torus  $T^2$ , the closed orientable surface of genus 2, that of genus 3,  $\dots$
- The Euler number of closed nonorientable surfaces takes values  $1, 0, -1, -2, \dots$ . The corresponding surfaces are the projective plane  $RP^2$ , the Klein bottle  $K1$ , the closed nonorientable surface of genus 3, that of genus 4,  $\dots$



東京大学大学院数理科学研究科

Graduate School of Mathematical Sciences, THE UNIVERSITY OF TOKYO

UTokyo Online Education, GFK Series 2016 TSUBOI, Takashi



東京大学

THE UNIVERSITY OF TOKYO

CC BY-NC-ND




## 6. Euler numbers and branched coverings

- For a  $k$  fold covering map  $S_k \rightarrow S_1$  without branching points between closed surfaces, the equality  $\chi(S_k) = k \chi(S_1)$  holds.
- This is just because the numbers of vertices, edges, faces of  $S_k$  are  $k$  times those of vertices, edges, faces of  $S_1$ , respectively.
- For flat orbifolds of dimension 2 without boundary edges, it is natural to consider branched covering maps between them.
- A branched covering map locally allows the projections from a disk or a cone to the cone which is the orbit space of a rotational action by the cyclic group  $C_m$  of order  $m$ .



- A flat orbifold of dimension 2 without boundary edges is topologically a closed surface  $S$  with finitely many cone points  $p_1, \dots, p_k$  of cone angles  $\frac{2\pi}{n_1}, \dots, \frac{2\pi}{n_k}$ , respectively ( $n_1 \geq 2, \dots, n_k \geq 2$ ).  
Let  $S(n_1, \dots, n_k)$  denote the orbifold.



東京大学大学院数理科学研究科

Graduate School of Mathematical Sciences, THE UNIVERSITY OF TOKYO

UTokyo Online Education, GFK Series 2016 TSUBOI, Takashi



東京大学

THE UNIVERSITY OF TOKYO

CC BY-NC-ND

Now we define the Euler number  $\chi(S(n_1, \dots, n_k))$  of the flat orbifold  $S(n_1, \dots, n_k)$  of dimension 2.

- We triangulate the surface so that the cone points are vertices. The cone point of angle  $\frac{2\pi}{n}$  should be counted as 1 vertex after taking  $n$  fold branched cover. Hence it should be counted as  $\frac{1}{n}$  vertex.
- Thus we define the Euler number  $\chi(S(n_1, \dots, n_k))$  of the flat orbifold  $S(n_1, \dots, n_k)$  of dimension 2 by

$$\begin{aligned}\chi(S(n_1, \dots, n_k)) &= \chi(S) - \left(1 - \frac{1}{n_1}\right) - \dots - \left(1 - \frac{1}{n_k}\right) \\ &= \chi(S) - k + \left(\frac{1}{n_1} + \dots + \frac{1}{n_k}\right).\end{aligned}$$



東京大学大学院数理科学研究科

Graduate School of Mathematical Sciences, THE UNIVERSITY OF TOKYO

UTokyo Online Education, GFK Series 2016 TSUBOI, Takashi



東京大学

THE UNIVERSITY OF TOKYO

CC BY-NC-ND



- By this definition, if there is an  $m$  fold branched covering map  $S_m(n_1, \dots, n_k) \longrightarrow S_1(n'_1, \dots, n'_{k'})$ , then

$$\chi(S_m(n_1, \dots, n_k)) = m \chi(S_1(n'_1, \dots, n'_{k'})).$$

- For the flat orbifold  $S(n_1, \dots, n_k)$ , there is a branched covering map from the 2 dimensional torus. Hence  $\chi(S(n_1, \dots, n_k)) = 0$ .
- Thus to classify flat orbifolds, we enumerate  $S(n_1, \dots, n_k)$  such that

$$\chi(S) - k + \left( \frac{1}{n_1} + \dots + \frac{1}{n_k} \right) = 0.$$



## Proof of the classification of flat orbifolds

- First,

$$\chi(S) = \left(1 - \frac{1}{n_1}\right) + \cdots + \left(1 - \frac{1}{n_k}\right) \geq 0.$$

- The equality holds only if  $k = 0$ , and then  $S = T^2$  or  $S = \text{Kl}$ .
- If equality does not hold, either  $\chi(S) = 1$  or  $\chi(S) = 2$ .
- $\chi(S) = 1$  implies that  $S = RP^2$  and  $\chi(S) = 2$  implies that  $S = S^2$ .



- Since  $\left(1 - \frac{1}{n_1}\right) \geq \frac{1}{2}$ ,  $k \leq 2\chi(S)$  holds.

- The case where  $\chi(S) = 1$ :

For  $k = 1$ , there are no positive integers  $n$  such that  $1 = \left(1 - \frac{1}{n}\right)$ .

For  $k = 2$ , the equality  $1 = \left(1 - \frac{1}{n_1}\right) + \left(1 - \frac{1}{n_2}\right)$  holds only if  $n_1 = n_2 = 2$ .



東京大学大学院数理科学研究科

Graduate School of Mathematical Sciences, THE UNIVERSITY OF TOKYO

UTokyo Online Education, GFK Series 2016 TSUBOI, Takashi



東京大学

THE UNIVERSITY OF TOKYO

CC BY-NC-ND



The case where  $\chi(S) = 2$ :

- For  $k = 1$ , there are no positive integers  $n$  such that  $2 = \left(1 - \frac{1}{n}\right)$ .
- For  $k = 2$ , there are no positive integers  $n_1, n_2$  such that  $2 = \left(1 - \frac{1}{n_1}\right) + \left(1 - \frac{1}{n_2}\right)$ .



東京大学大学院数理科学研究科

Graduate School of Mathematical Sciences, THE UNIVERSITY OF TOKYO

UTokyo Online Education, GFK Series 2016 TSUBOI, Takashi



東京大学

THE UNIVERSITY OF TOKYO

[CC BY-NC-ND](#)

- For  $k = 3$ ,

$$2 = \left(1 - \frac{1}{n_1}\right) + \left(1 - \frac{1}{n_2}\right) + \left(1 - \frac{1}{n_3}\right)$$

is rewritten as

$$\frac{1}{n_1} + \frac{1}{n_2} + \frac{1}{n_3} = 1.$$

We find the integers  $n_1, n_2, n_3$  ( $n_1 \leq n_2 \leq n_3$ ) satisfying the equation as follows:

$$(n_1, n_2, n_3) = (2, 3, 6), (2, 4, 4), (3, 3, 3).$$

- For  $k = 4$ ,

$$2 = \left(1 - \frac{1}{n_1}\right) + \left(1 - \frac{1}{n_2}\right) + \left(1 - \frac{1}{n_3}\right) + \left(1 - \frac{1}{n_4}\right)$$

is satisfied only when  $n_1 = n_2 = n_3 = n_4 = 2$ .

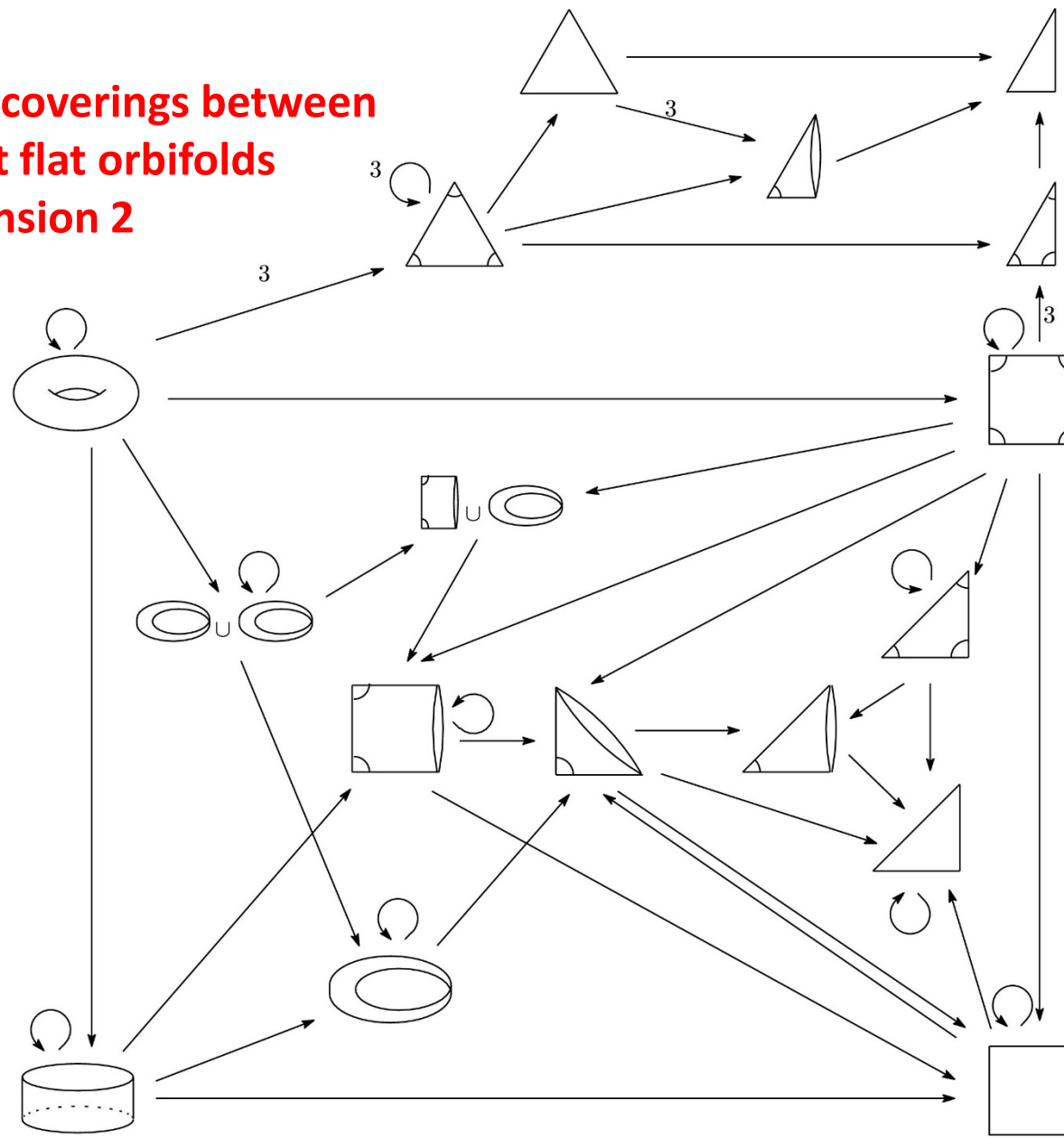


- Thus we showed that there are seven compact flat orbifolds of dimension 2 without boundary edges. They are  $T^2$ ,  $K1$ ,  $RP^2(2, 2)$ ,  $S^2(2, 3, 6)$ ,  $S^2(2, 4, 4)$ ,  $S^2(3, 3, 3)$ ,  $S^2(2, 2, 2, 2)$ .
- To classify compact flat orbifolds of dimension 2 with boundary edges, we study the existence of axis of symmetry in these seven orbifolds.
- There is 1 pair of axes in  $T^2$ , and also 1 pair of axes in  $K1$ . There are no axes in  $RP^2(2, 2)$ . The numbers of axes are 1 in  $S^2(2, 3, 6)$ , 2 in  $S^2(2, 4, 4)$ , 2 in  $S^2(3, 3, 3)$ , 3 in  $S^2(2, 2, 2, 2)$ .
- Thus there are ten compact flat orbifolds of dimension 2 with boundary edges.





**Regular coverings between  
compact flat orbifolds  
of dimension 2**



東京大学大学院数理科学研究科

Graduate School of Mathematical Sciences, THE UNIVERSITY OF TOKYO

UTokyo Online Education, GFK Series 2016 TSUBOI, Takashi



東京大学

THE UNIVERSITY OF TOKYO

CC BY-NC-ND

The fact that there are 17 types of compact flat orbifolds of dimension 2 is equivalent to that there are 17 types of figures on the plane with periodicity and symmetry.

To understand these 17 types of figures better, you can use the software "KaleidoPaint" by Jeff Weeks:

<http://www.geometrygames.org/KaleidoPaint/index.html>

You can also visit the following web page:

<http://faculty.ms.u-tokyo.ac.jp/users/urabe/urabe/index.html>

As a reference which also contains some part of the next lecture, we recommend to look at 「結晶群」(Christallographic Groups) (共立講座 数学探検 7) in Japanese by Professor Toshitake Kohno, who will give the last 3 lectures of this series.

You can also find a short text at:

<http://tambara.ms.u-tokyo.ac.jp/2011/201109v2ni.pdf>



東京大学大学院数理科学研究科

Graduate School of Mathematical Sciences, THE UNIVERSITY OF TOKYO

UTokyo Online Education, GFK Series 2016 TSUBOI, Takashi



東京大学

THE UNIVERSITY OF TOKYO

CC BY-NC-ND