


■ Limitation on Use of the Copyrighted Work and Copyright Notice

(For details, please refer to the “Terms of Use”)

The following marks are attached to the Materials depending on the limitation on the copyright. In using the Materials, the users must comply with the provisions of such marks.

***** : This is a copyrighted work, the copyright in which belongs to a third party, and consent of that third party needs to be obtained directly, prior to the use thereof.

CC : This is a copyrighted work, the copyright in which belongs to a third party, but is usable under the Creative Commons License.

 : This is a work that is in the public domain, and may be used without limitations on the copyright.

None : If none of the above marks is attached to the Materials, the copyright in such Materials belongs to the University of Tokyo and the University of Tokyo’s Lecturers. Users may use such Materials in the following form only for non-commercial and educational purposes.

- I Reproduction, and distribution, ownership transfer and rental of the reproduction;
- II Screen presentation;
- III Public transmission such as Internet distribution and the like;
- IV Translation, editing and other alteration; and/or,
- V Use of derivative work prepared based on the Materials in the form stipulated in I through IV above.

Please display the following credit:

The University of Tokyo / UTokyo OCW IT ASIA
Copyright 2014, Shigeto Sonoda

ITASIA 128 “Surviving Cancer in Asia”

Asia Cancer Barometer: Challenges and Outlook I

SONODA, Shigeto

GSII and IASA,
The University of Tokyo


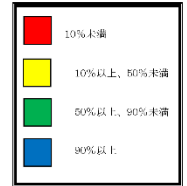
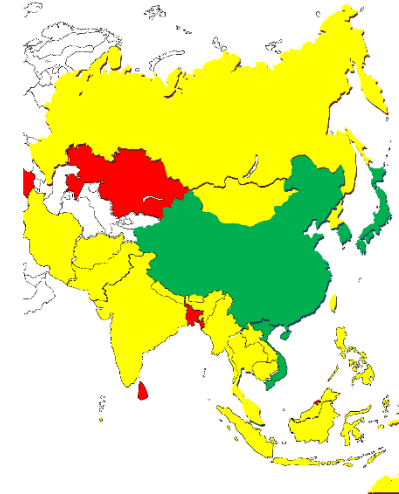
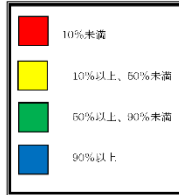
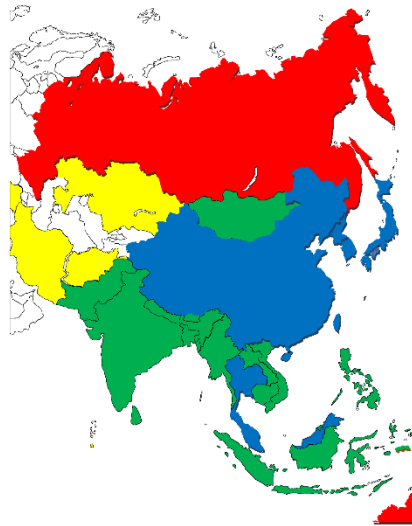
Outline

- 1.Challenges in “Asian Studies”
- 2.What is AsiaBarometer?
- 3.Intellectual Contribution by AsiaBarometer
- 4.Health Issues in Asia in Comparative
Perspective
- 5.Summary
- 6.Questions to the Students
7. Information

1. Challenges in “Asian Studies”

- 1) Definition and Scope of “Asia”
- 2) “Asia” for Whom?
- 3) Is “Asia” a Meaningful?
- 4) Asianization of Asia?: Social Science in the Age of Globalization and the Rise of Asia

Which is Japanese Image of Asia?



2. What is AsiaBarometer?

- Prof. Takashi Inoguchi's Provocative Paper (2002) "To the Establishment of AsiaBarometer," Chuo Koron
 - < Asia as a "Desert of Database"
 - < The Age of Asia and the Importance of Cross-national Analysis of Asian Societies
 - < EU and EuroBarometer: Regionalism and Regional Survey

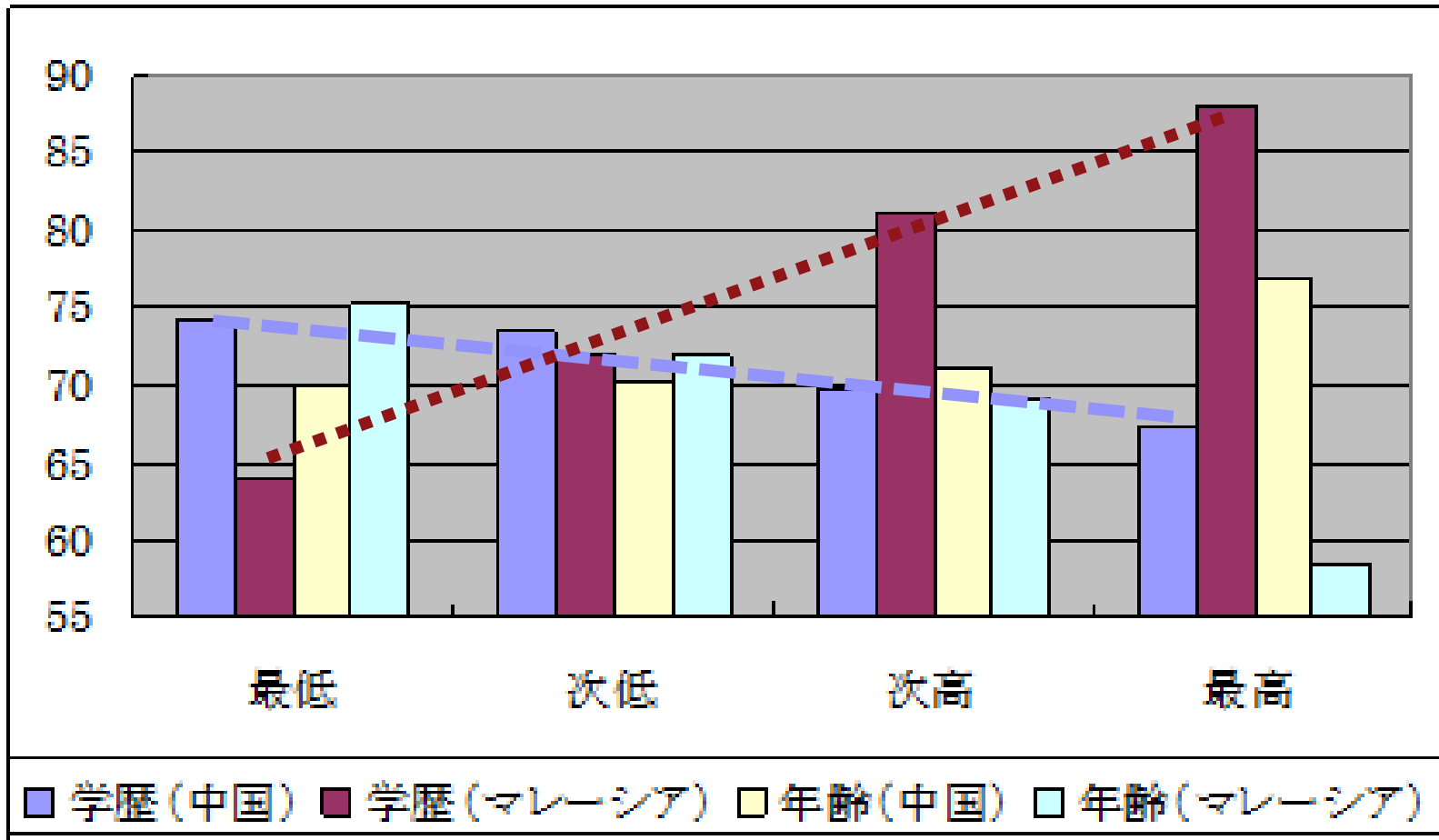
2) Between “Universality” and “Uniqueness”:

Myth and Reality of Database Construction

- From Data Collection to Theory Building
- Too many “First Data,” too few “Second Data” (Figure 1)
- Scope and Limit of Traditional Area Study

3) Who designs Questionnaire? : Politics of Initiative among Researchers

Figure 1 Anti-Nepotism across Age and Academic Background: Comparison of China and Malaysia (Unit: %)



Source: 園田茂人 (2006)「中国研究から比較研究へ:「問い」を問い直すための制度構築とアジア・バロメーターの役割」
 (Sonoda, Shigeto, "Chugoku Kenkyu kara Hikaku Kenkyu e 'Toi' wo Toinaosu Tameno Seido Kouchiku to AsiaBarometer no Yakuwari")
 AsiaBarometer Project Series 4: How Can Area Studies Specialists Assist the AsiaBarometer Survey?, 2006, pp. 14-18.
<https://www.asiabarometer.org/files/ABPS4.pdf>

4) AB Integrated Dataset as a Database

- Covering 23 Countries/Area with more than 5,200 samples
- Concrete Questions: Quality of Life, Political Attitude and Consciousness, Social Life, Image toward Foreign Countries, Gender Issues, Expectation toward the Government, and so on.

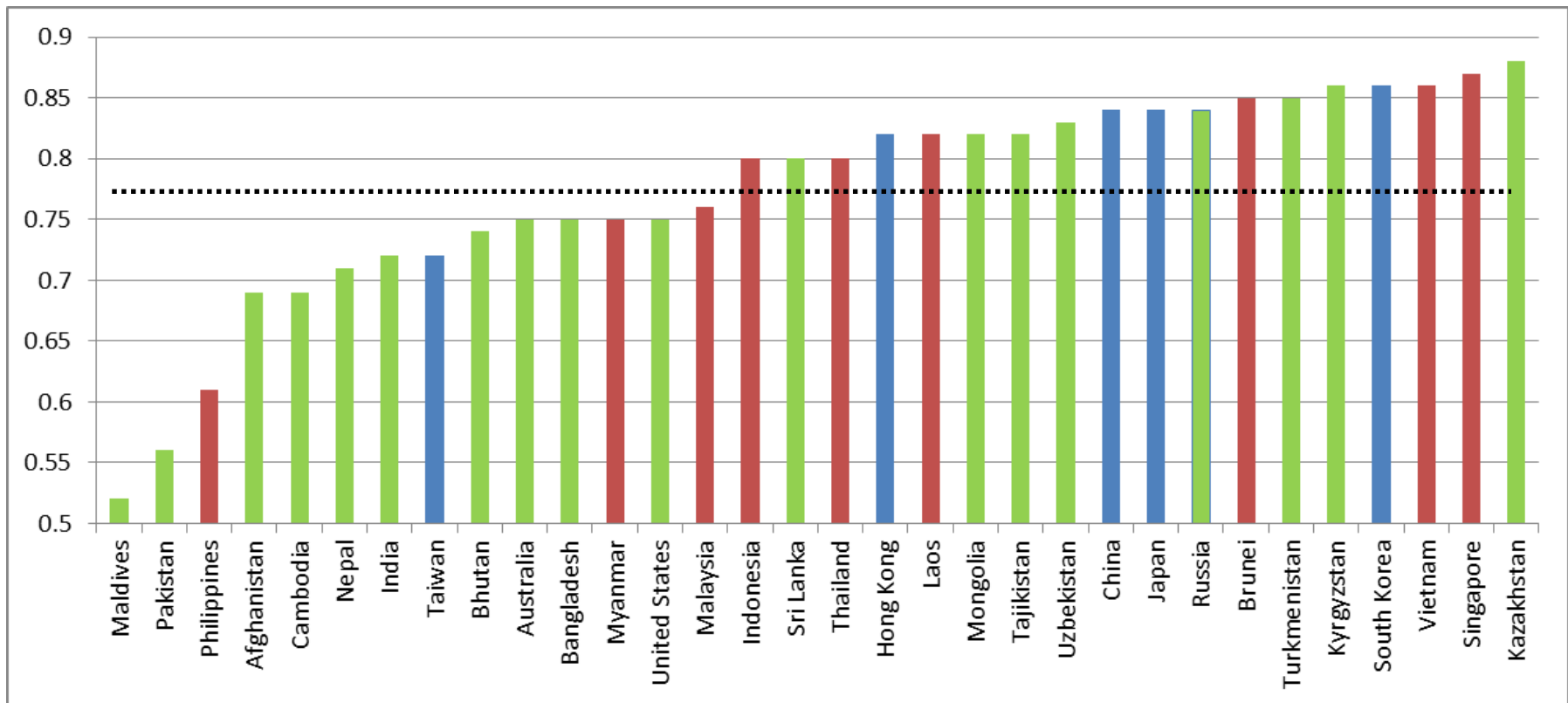
3. Intellectual Contribution by AsiaBarometer

- 1) Data Collection and Widening Horizon of the Research
- 2) Finding “Regional/National Traits” in “Universal” Concepts of Social Science
 - Middle class (Sonoda), Media nationalism (Nam), Asian-type Welfare System (Zhang), Familism (Lee)
- 3) Renovation of Traditional Area Studies

4. Health Issues in Asia in Comparative Perspective

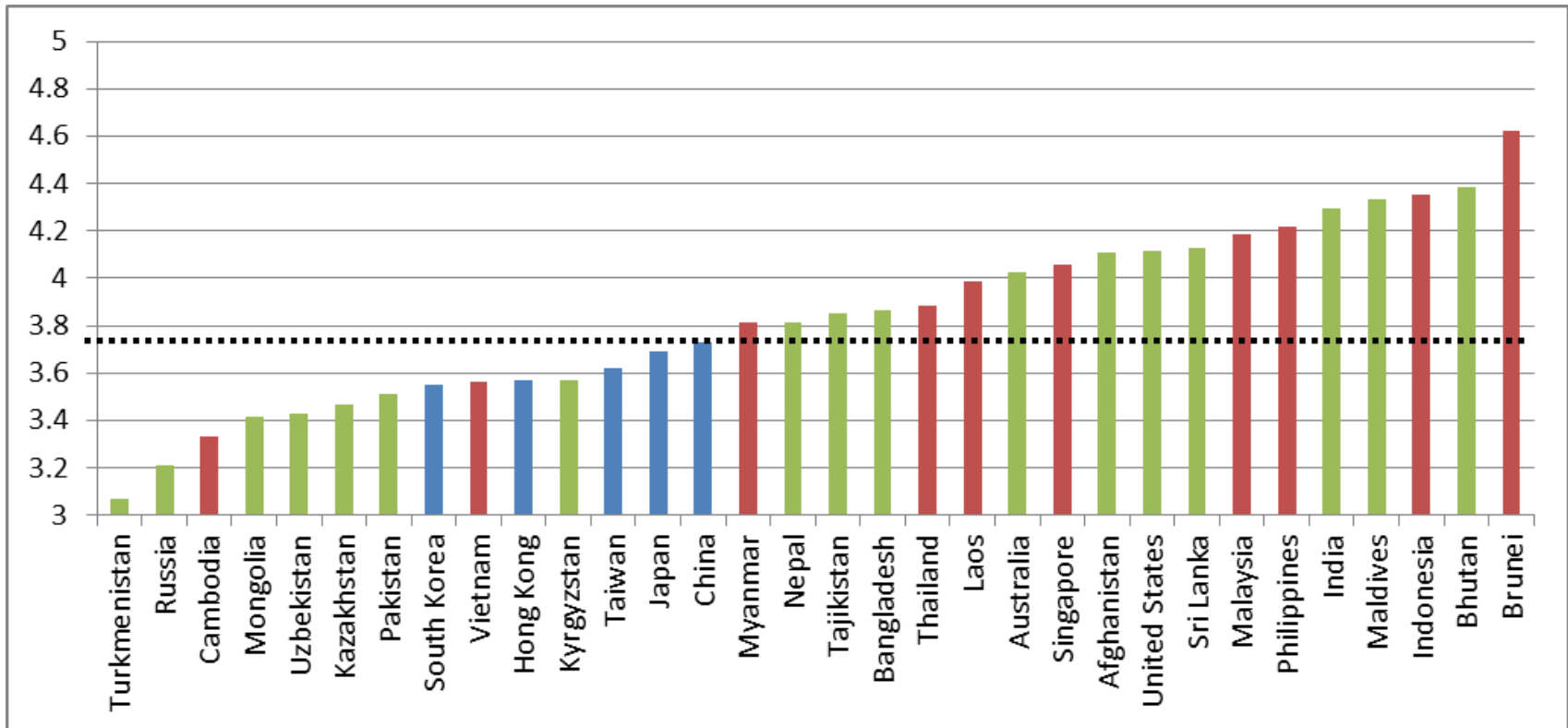
- 1) Health in Asia in Comparative Perspective
 - Importance: Figure 2
 - Satisfaction: Figure 3
 - Great Concerns: Figure 4
 - Necessity of Governmental Expenditure: Figure 5
 - Institutional Trust: Figure 6

Figure 2: Importance of Health (MA: 5 Options)



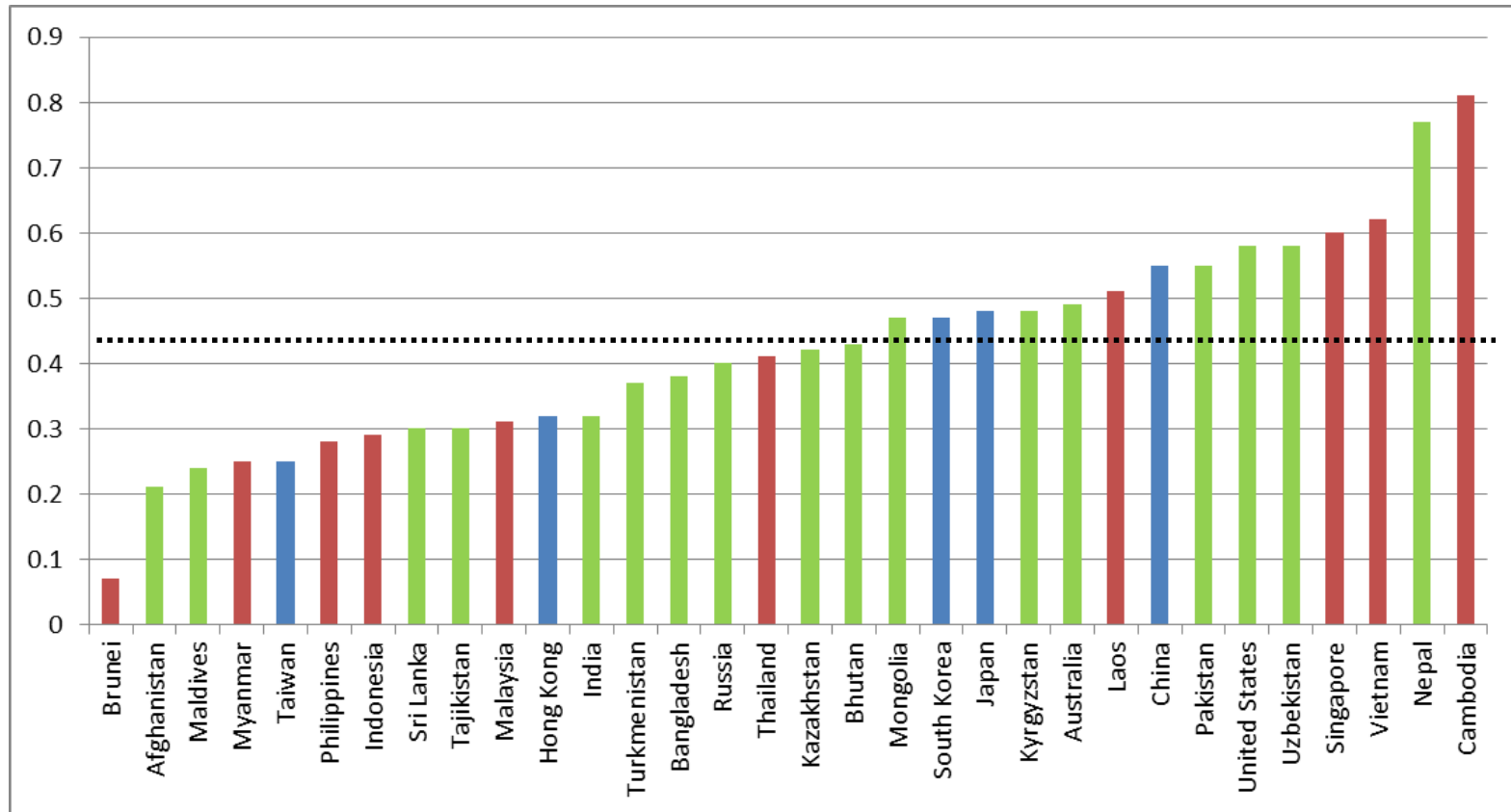
Data from AsiaBarometer Survey (<https://www.asiabarometer.org/>)
 AsiaBarometer is a registered trademark of Takashi Inoguchi, President of the University of Niigata Prefecture, Japan, and Director of the AsiaBarometer Project.

Figure 3: Satisfaction with Health (5 Point Scale)



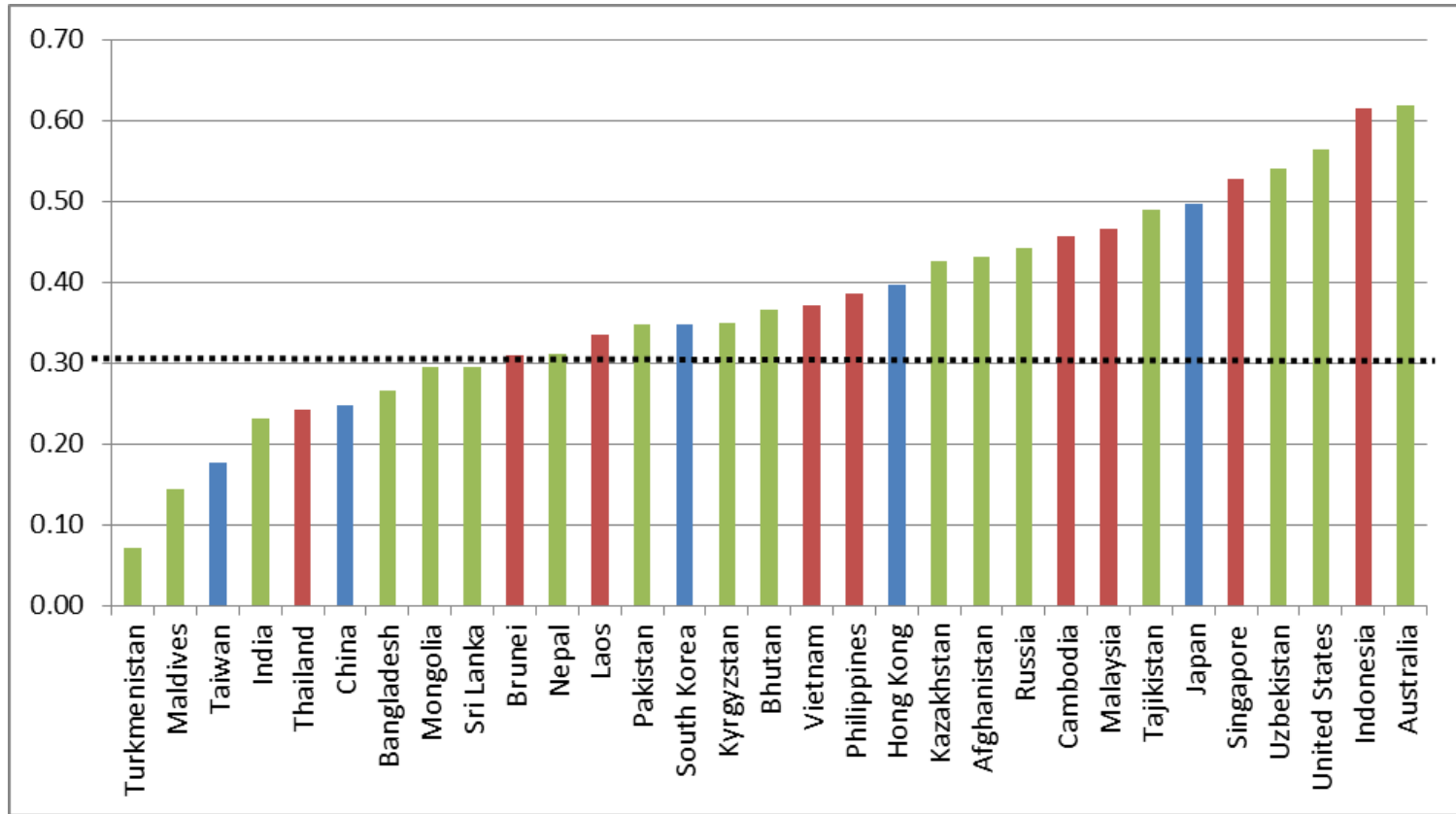
Data from AsiaBarometer Survey (<https://www.asiabarometer.org/>)
 AsiaBarometer is a registered trademark of Takashi Inoguchi, President of the University of Niigata Prefecture, Japan, and Director of the AsiaBarometer Project.

Figure 4 Great Concerns with Health: (MA)



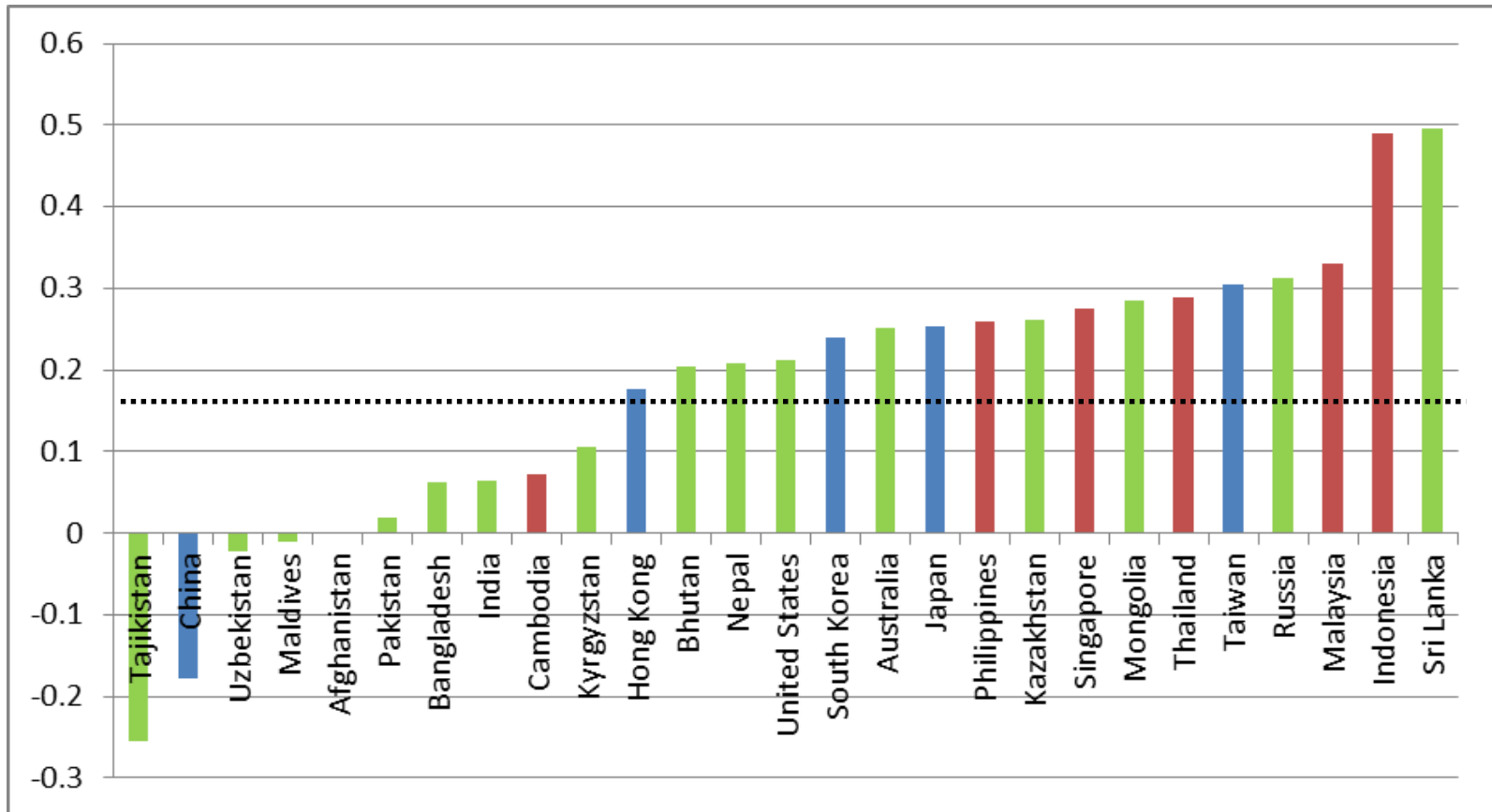
Data from AsiaBarometer Survey (<https://www.asiabarometer.org/>)
 AsiaBarometer is a registered trademark of Takashi Inoguchi, President of the University of Niigata Prefecture, Japan, and Director of the AsiaBarometer Project.

Figure 5: Necessity to Governmental Expenditure for Health: (5 Point Scale)



Data from AsiaBarometer Survey (<https://www.asiabarometer.org/>)
 AsiaBarometer is a registered trademark of Takashi Inoguchi, President of the University of Niigata Prefecture, Japan, and Director of the AsiaBarometer Project.

Figure 6: Trust with Public Health System

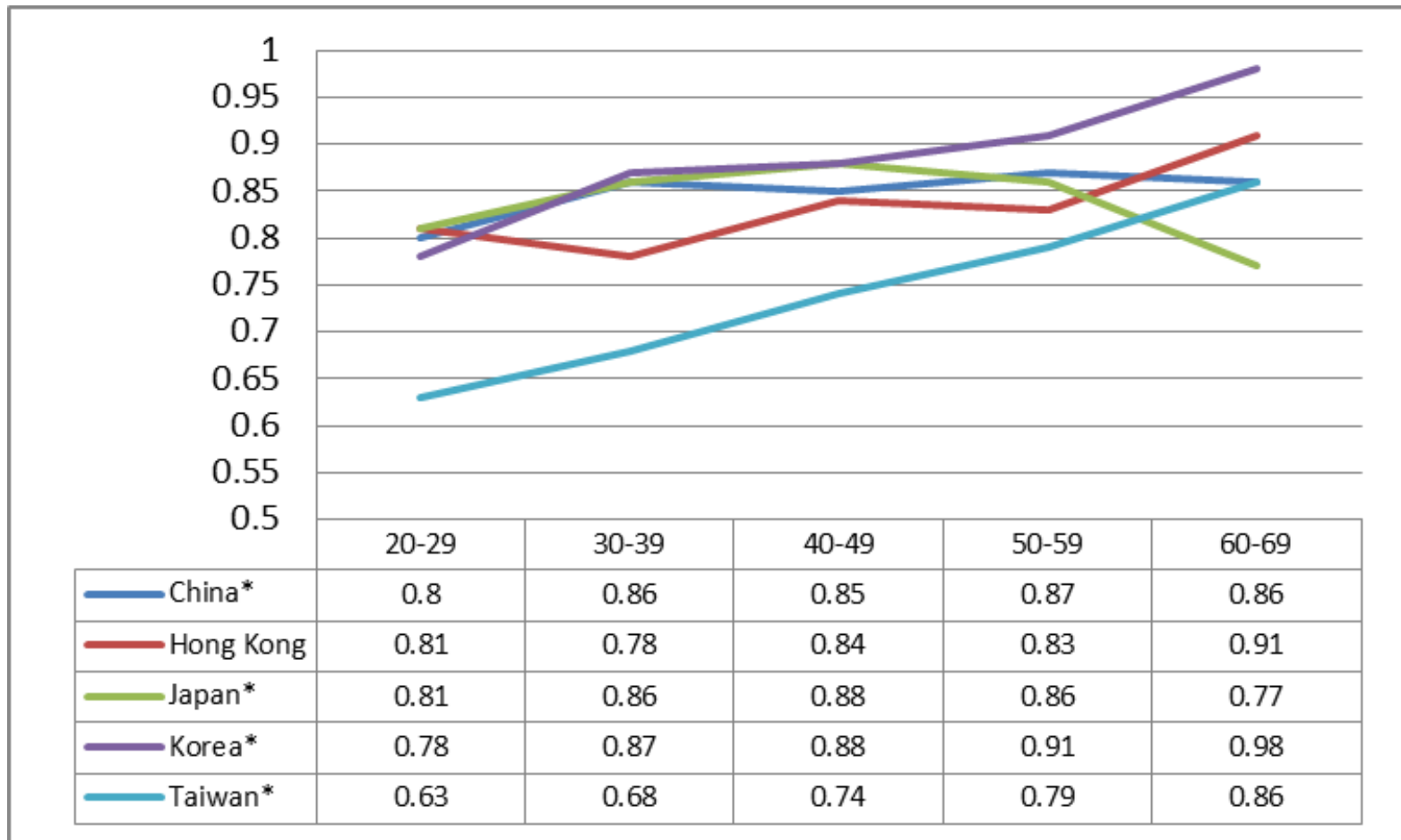


Data from AsiaBarometer Survey (<https://www.asiabarometer.org/>)
AsiaBarometer is a registered trademark of Takashi Inoguchi, President of the University of Niigata Prefecture, Japan, and Director of the AsiaBarometer Project.

2) Aging Society and the Public Health as a Common Concern

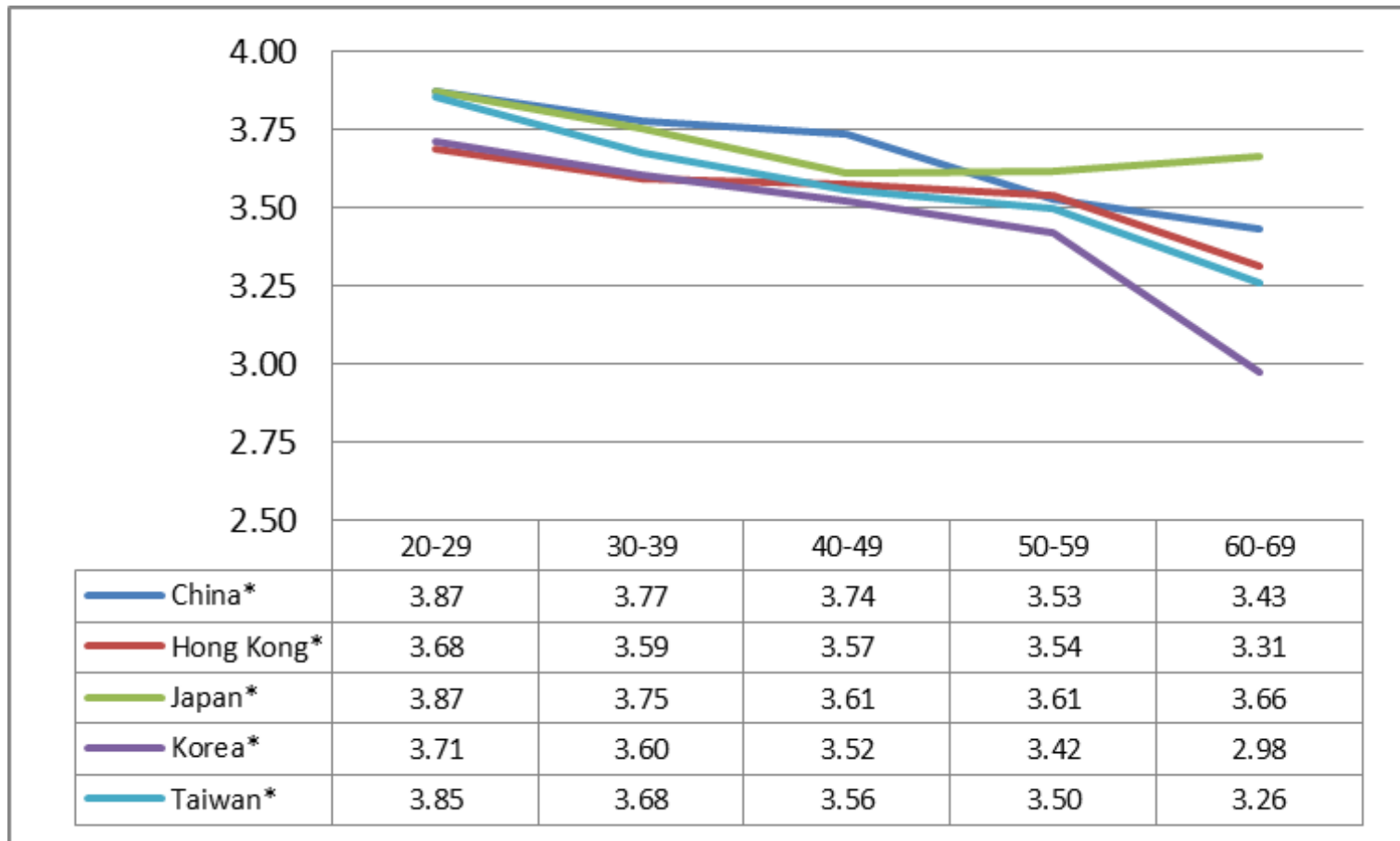
- Stronger Interest and Dissatisfaction toward Personal Health among Elderly: Figure 7, 8
- Younger Generation's Stronger Concerns with Health in China: What does it mean?: Figure 9
- Different Expectation to Governmental Expenditure for Health from Different Reasons: Taiwan and China Compared: Figure 10 and 11

Figure 7: Importance of Health: Cohort Analysis in East Asia



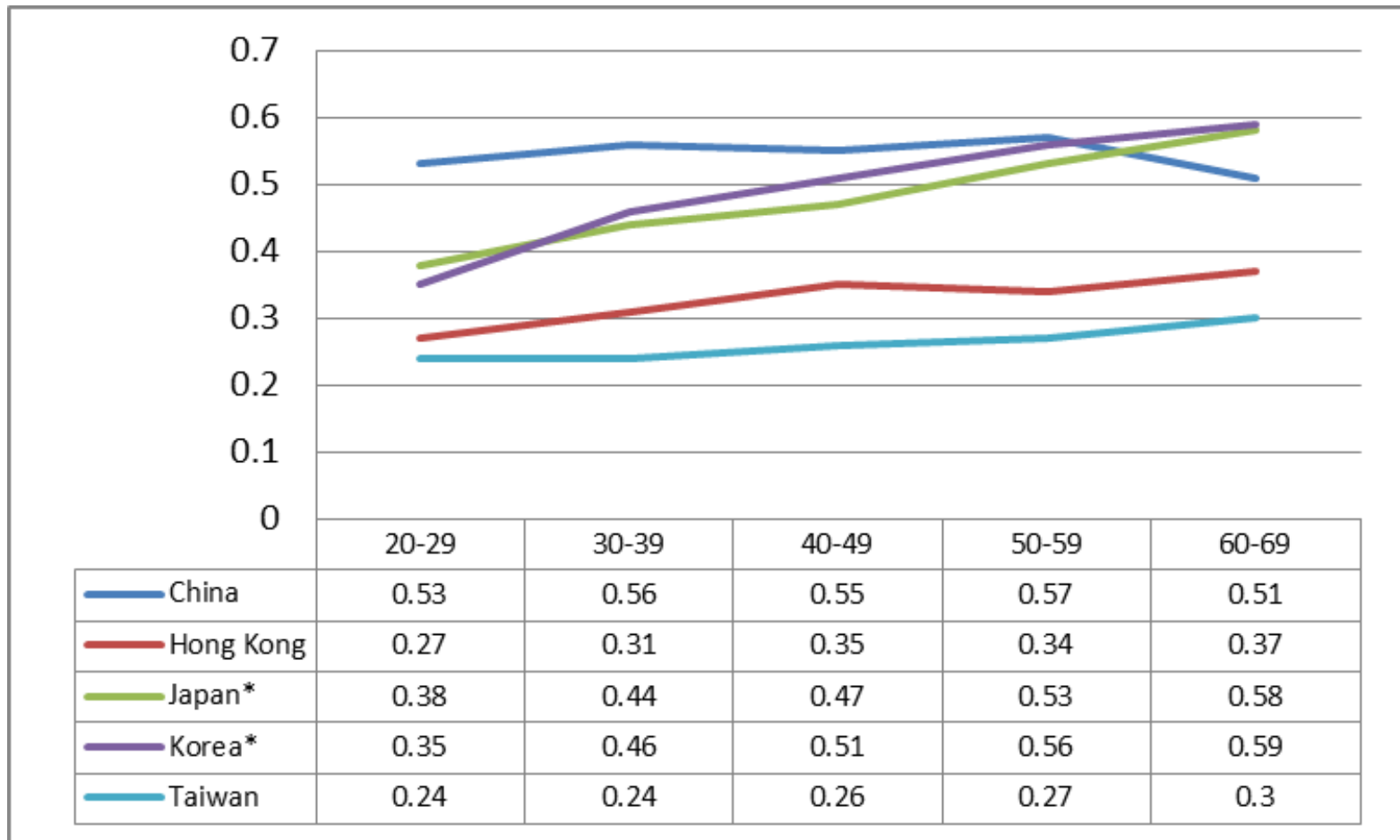
Data from AsiaBarometer Survey (<https://www.asiabarometer.org/>)
 AsiaBarometer is a registered trademark of Takashi Inoguchi, President of the University of Niigata Prefecture, Japan, and Director of the AsiaBarometer Project.

Figure 8: Satisfaction with Health: Cohort Analysis in East Asia



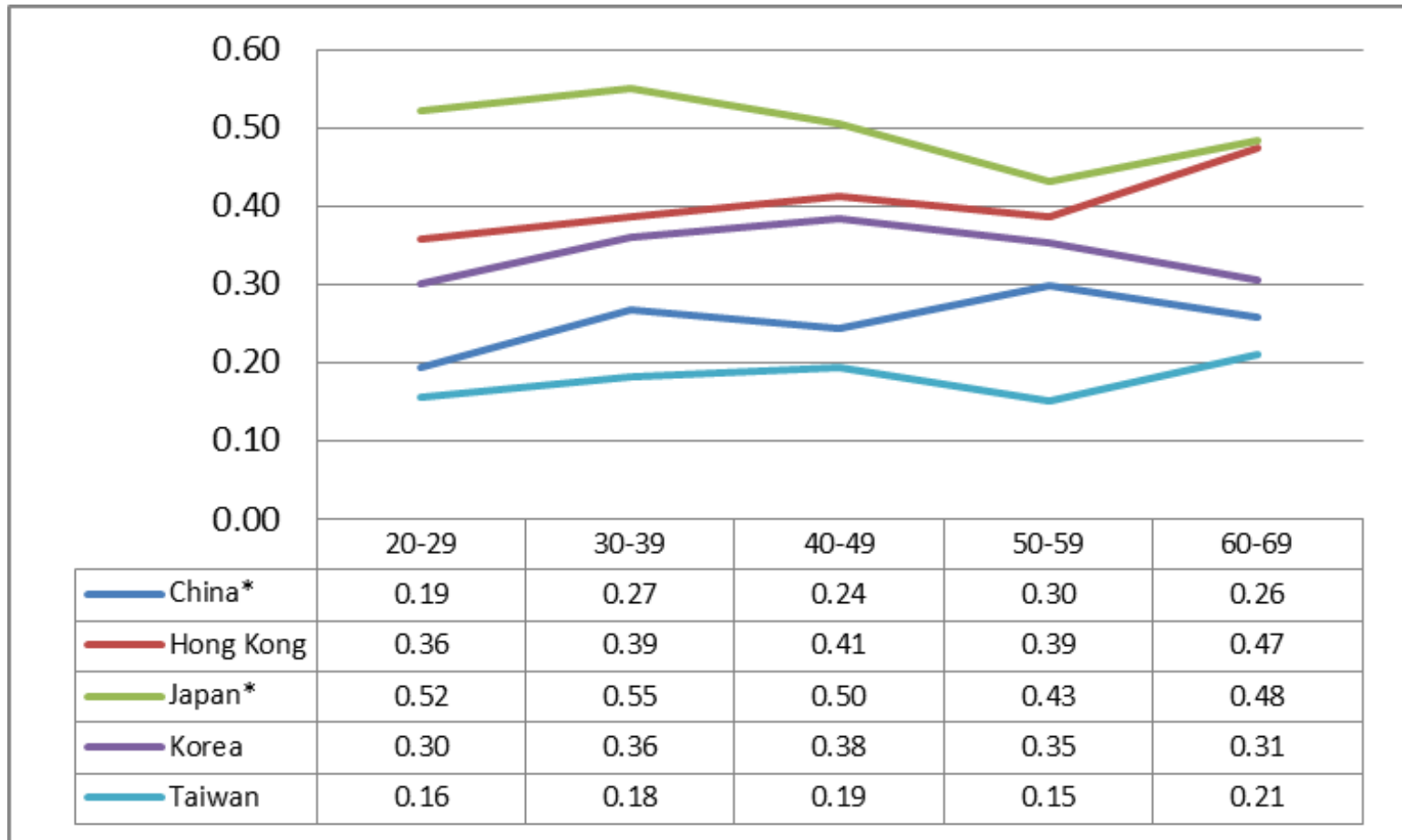
Data from AsiaBarometer Survey (<https://www.asiabarometer.org/>)
 AsiaBarometer is a registered trademark of Takashi Inoguchi, President of the University of Niigata Prefecture, Japan, and Director of the AsiaBarometer Project.

Figure 9: Great Concerns with Health: Cohort Analysis in East Asia



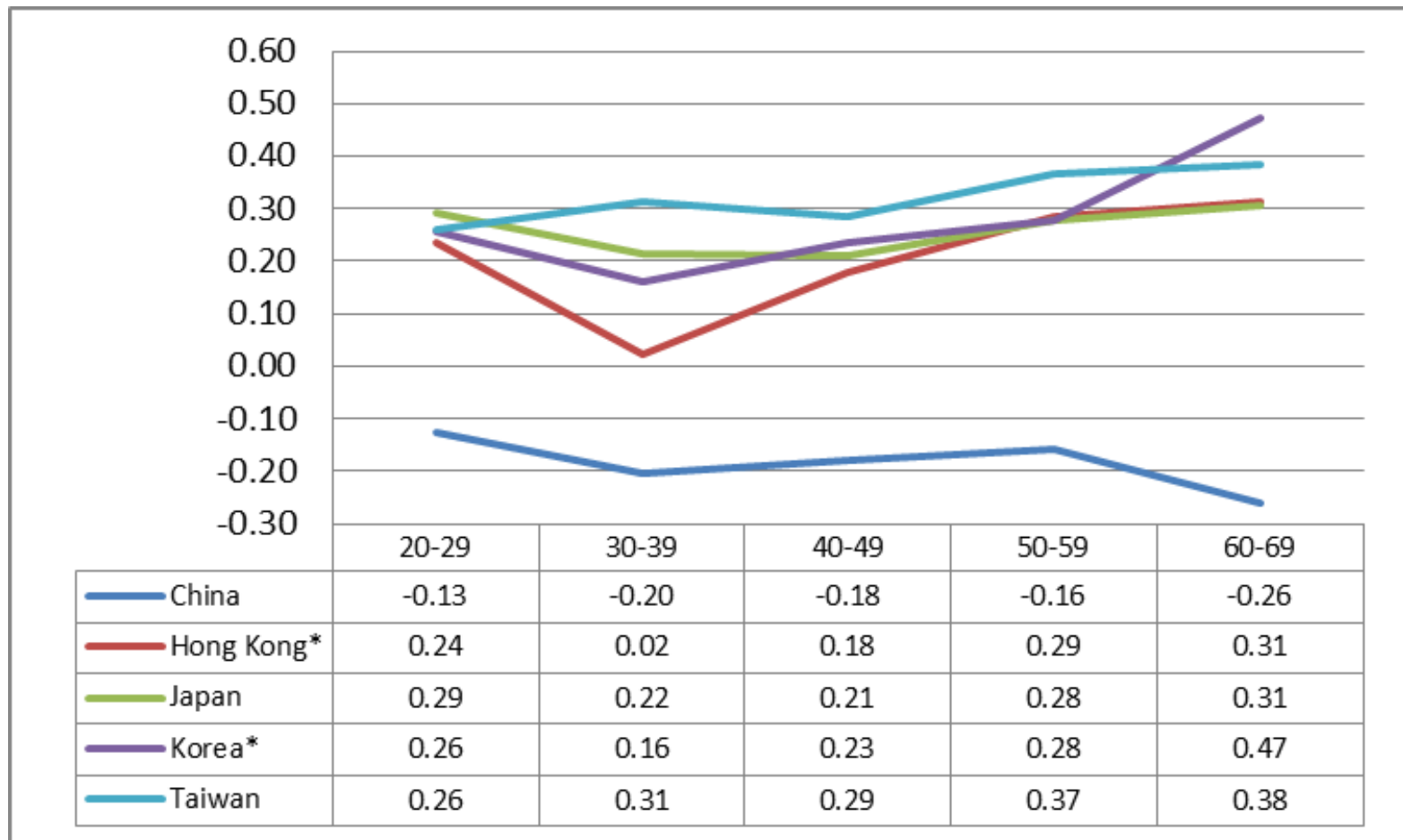
Data from AsiaBarometer Survey (<https://www.asiabarometer.org/>)
 AsiaBarometer is a registered trademark of Takashi Inoguchi, President of the University of Niigata Prefecture, Japan, and Director of the AsiaBarometer Project.

Figure 10: Necessity to Governmental Expenditure for Health: Cohort Analysis in East Asia



Data from AsiaBarometer Survey (<https://www.asiabarometer.org/>)
 AsiaBarometer is a registered trademark of Takashi Inoguchi, President of the University of Niigata Prefecture, Japan, and Director of the AsiaBarometer Project.

Figure 11: Trust with Public Health System: Cohort Analysis in East Asia



Data from AsiaBarometer Survey (<https://www.asiabarometer.org/>)
 AsiaBarometer is a registered trademark of Takashi Inoguchi, President of the University of Niigata Prefecture, Japan, and Director of the AsiaBarometer Project.

5. Discussion

- 1) How to Capture Commonalities and Difference among Asia
- 2) Cancer as a Public Health Issue: How to approach Cross-cancer Studies
- 3) Increasing Number of Dataset, but Its Effective Reuse is rare: Why?

6. Questions to the Students

- 1) In Asia Cancer Barometer, who should be the target of the research? Ordinary people, patient (and/or) family, medical doctor, or something else?
- 2) What should be asked in Asia Cancer Barometer to facilitate regional collaboration in Asia?

7. Information

- Useful URL for Collecting Data(set)

Asia-Pacific Values Survey

<http://www.ism.ac.jp/editsec/kenripo/contents.html>

East Asian Social Survey

<http://www.eassda.org/modules/doc/index.php?doc=intro>

AsiaBarometer

<https://ricas.ioc.u-tokyo.ac.jp/aasplatform/download/>